



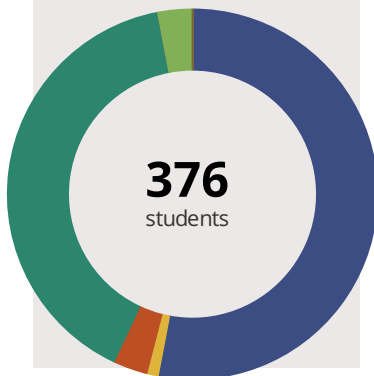
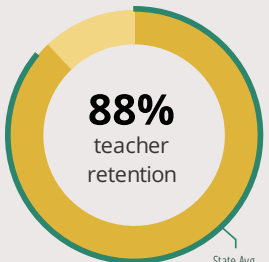
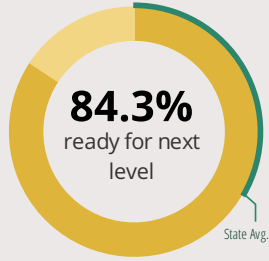
HALF DAY SCHOOL

239 OLDE HALF DAY RD LINCOLNSHIRE, IL 60069 2906 (847) 634-6463

Grades: 3-4
District: LINCOLNSHIRE-PRAIRIEVIEW SD 103

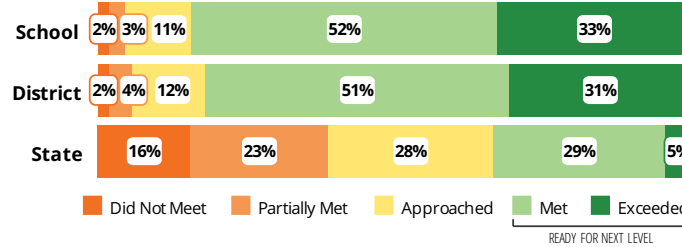
Principal: Mrs. Jill Mau
Superintendent: Dr. Scott Warren

FAST FACTS



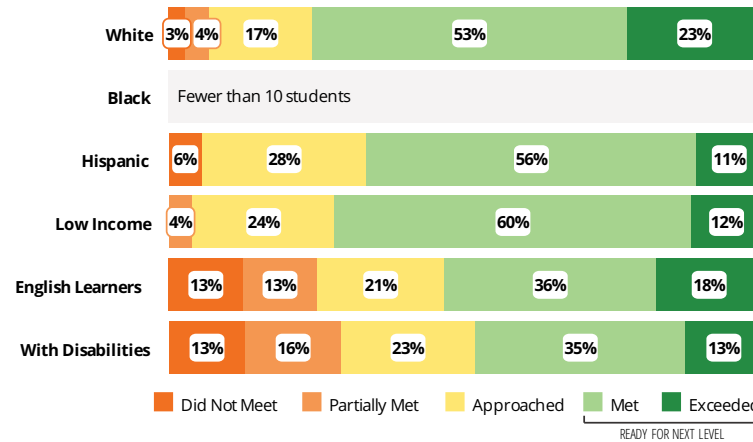
Academic Success

All Illinois students in grades 3-8 take the PARCC assessment each year. High school students take the PARCC in specific Math or English Language Arts (ELA) courses.



Success by Student Group

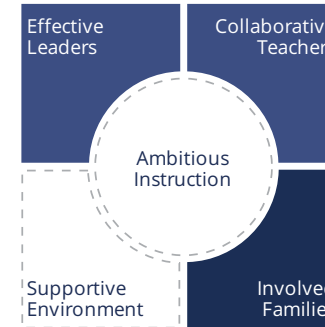
This display shows PARCC performance levels for each student group. No data is shown for groups with fewer than 10 students.



Student Characteristics

White	53%	Low Income	5%
Black	1%	English Learners	9%
Hispanic	3%	With Disabilities	11%
Asian	40%	Homeless	0%
American Indian	0%		
Two or More Races	3%		
Pacific Islander	0%		

School Environment



The **5Essentials Survey** allows students in grades 6-12 and all teachers to share their perspectives on essential conditions for learning. The anonymous survey consists of 5 components.

- Most implementation
- More implementation
- Average implementation
- Less implementation
- Least implementation
- Not Applicable/Low Response

Response Rates

Students	-
Teachers	100%

More Effective Leaders

Do principals and teachers implement a shared vision for success?

More Collaborative Teachers

Do teachers collaborate to promote professional growth?

Ambitious Instruction

Are the classes challenging and engaging?

Supportive Environment

Is the school safe, demanding, and supportive?

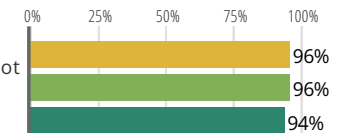
Most Involved Families

Does the entire staff build strong external relationships?

Student Attendance and Mobility

Attendance Rate

Rate at which students are present at school, not including excused or unexcused absences



Chronic Truancy Rate

Percentage of students who have been absent without valid reasons for 5% or more of regular school days



Student Mobility

Percentage of students who transfer in or out of the school during the school year, not including graduates





HALF DAY SCHOOL

School Highlights

Academic Courses

Choir, Enrichment Learning Model, General Art, General Music, Orchestra, Spanish Conversation and Culture, Summer School, Title 1 Programs

Career Development Courses and Programs

Physical Education, Health and Wellness

Health Education Courses, Physical Education

Athletics

Other Programs and Activities

After School Activities Program, After School Care, Conflict Resolution, Family Nights, Mentoring Program, Musical, Parent Associations, Student Council/Government

School Personnel Resources

English as a Second Language Teacher, Librarian/Media Specialist, Paraprofessional, Reading Specialist, School Social Worker, Special Education Teacher, Speech Language Pathologist-non teaching, Technology Specialist

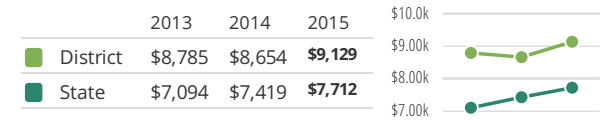
School Awards

2012 Academic Excellence Awards, 2012 SchoolSearch™ Bright A+ Award, 2013 Bright Red Apple™ Award for Educational Excellence, 23 District 103 Staff Members are National Board Certified, Blue Ribbon Award Winning School

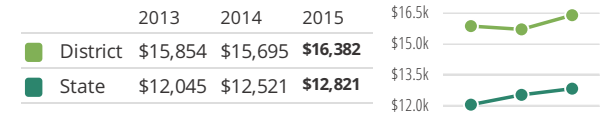
Facilities

District Finance

Instructional Spending per Pupil includes only the activities directly dealing with the teaching of students or the interaction between teachers and students.



Operational Spending per Pupil includes all costs for overall operations in this school's district, including Instructional Spending, but excluding summer school, adult education, capital expenditures, and long-term debt payments.



Educator Measures

This school has had **1 principal(s)** over the past 6 years. In the last three years, an average of **88% of teachers** return to this school each year.

FOR MORE INFORMATION

Visit IllinoisReportCard.com to see additional details about each item of information for this school. There you will find charts spanning multiple years, detailed explanations, resources, more of the school's programs and activities, and powerful tools that let you dig deeper into data.

Most of this data has been collected by ISBE from school districts through data systems. Some information, such as the School Highlights, is entered directly by principals and can be updated throughout the year.