



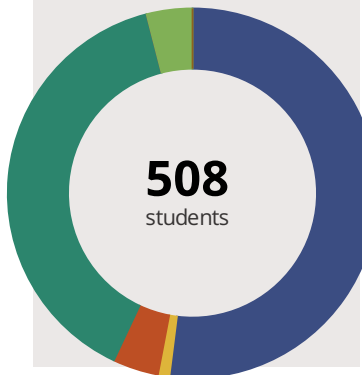
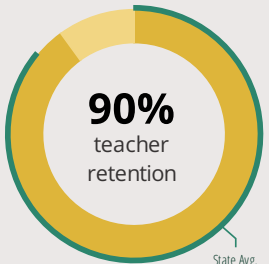
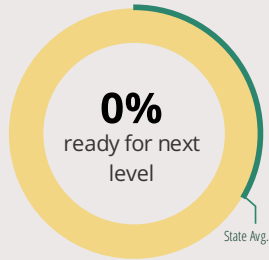
# LAURA B SPRAGUE SCHOOL

2425 RIVERWOODS RD LINCOLNSHIRE, IL 60069 3249 (847) 295-4030

Grades: P-2  
District: LINCOLNSHIRE-PRAIRIEVIEW SD 103

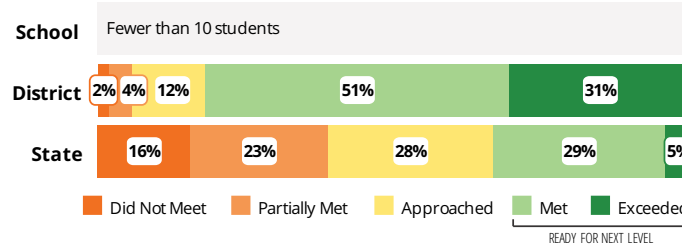
Principal: Dr.Christine Adler  
Superintendent: Dr.Scott Warren

## FAST FACTS



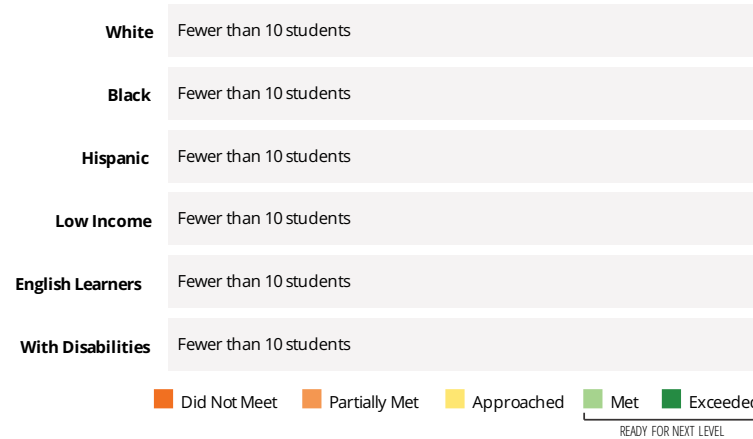
## Academic Success

All Illinois students in grades 3-8 take the PARCC assessment each year. High school students take the PARCC in specific Math or English Language Arts (ELA) courses.



## Success by Student Group

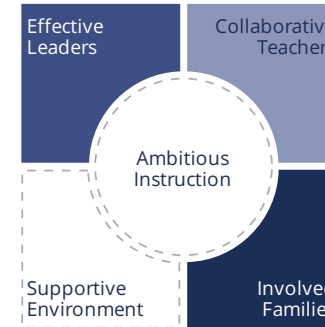
This display shows PARCC performance levels for each student group. No data is shown for groups with fewer than 10 students.



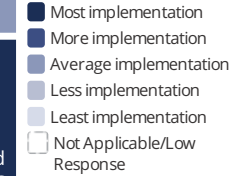
## Student Characteristics

White	52%	Low Income	2%
Black	1%	English Learners	13%
Hispanic	4%	With Disabilities	15%
Asian	39%	Homeless	0%
American Indian	0%		
Two or More Races	4%		
Pacific Islander	0%		

## School Environment



The **5Essentials Survey** allows students in grades 6-12 and all teachers to share their perspectives on essential conditions for learning. The anonymous survey consists of 5 components.



### Response Rates

Students	-
Teachers	74%

### More Effective Leaders

Do principals and teachers implement a shared vision for success?

### Average Collaborative Teachers

Do teachers collaborate to promote professional growth?

### Ambitious Instruction

Are the classes challenging and engaging?

### Supportive Environment

Is the school safe, demanding, and supportive?

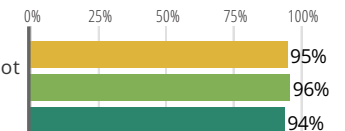
### Most Involved Families

Does the entire staff build strong external relationships?

## Student Attendance and Mobility

### Attendance Rate

Rate at which students are present at school, not including excused or unexcused absences



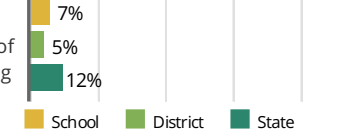
### Chronic Truancy Rate

Percentage of students who have been absent without valid reasons for 5% or more of regular school days



### Student Mobility

Percentage of students who transfer in or out of the school during the school year, not including graduates





# LAURA B SPRAGUE SCHOOL

## School Highlights

### Academic Courses

General Art, General Music, Reach Enrichment Program, Spanish Conversation and Culture, Summer School, Title 1 Programs

### Physical Education, Health and Wellness

Health Education Courses, Physical Education

### Other Programs and Activities

After School Activities Program, After School Care, Before School Care, Conflict Resolution, Family Nights, Mentoring Program, Parent Associations, Yearbook Club

### School Awards

A-Day-Made-Better Award, Golden Apple Award, Twenty three District 103 National Board Certified Teachers, Academic Excellence Award/Illinois Honor Roll School, Blue Ribbon Award Winning School, Blue Ribbon Health and P.E. Award Winning School, Bright Red Apple Award for Educational Excellence

### Career Development Courses and Programs

### Athletics

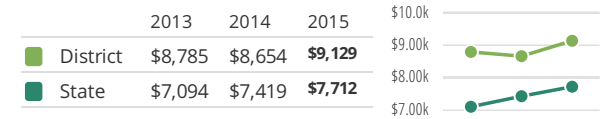
### School Personnel Resources

English as a Second Language Teacher, Librarian/Media Specialist, Paraprofessional, Pre-Kindergarten Teacher, Reading Specialist, School Psychologist, School Social Worker, Special Education Teacher, Speech Language Pathologist Intern, Speech Language Pathologist-non teaching, Technology Specialist

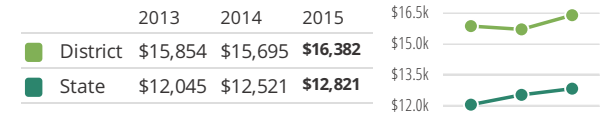
### Facilities

## District Finance

**Instructional Spending per Pupil** includes only the activities directly dealing with the teaching of students or the interaction between teachers and students.



**Operational Spending per Pupil** includes all costs for overall operations in this school's district, including Instructional Spending, but excluding summer school, adult education, capital expenditures, and long-term debt payments.



## Educator Measures

This school has had **1 principal(s)** over the past 6 years. In the last three years, an average of **90% of teachers** return to this school each year.

## FOR MORE INFORMATION

Visit [IllinoisReportCard.com](http://IllinoisReportCard.com) to see additional details about each item of information for this school. There you will find charts spanning multiple years, detailed explanations, resources, more of the school's programs and activities, and powerful tools that let you dig deeper into data.

Most of this data has been collected by ISBE from school districts through data systems. Some information, such as the School Highlights, is entered directly by principals and can be updated throughout the year.