



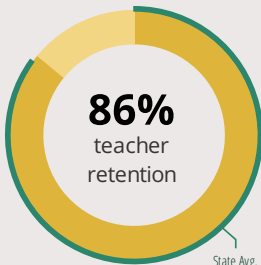
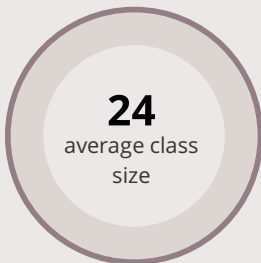
# Daniel Wright Jr High School

1370 N Riverwoods Rd Lincolnshire, IL 60069 (847) 295-1560

Grades: 6 - 8  
District: Lincolnshire-Prairieview SD 103

Principal: Mrs. Michelle Blackley  
Superintendent: Dr. Scott Warren

## FAST FACTS



### Academic Success

Middle All Illinois students in grades 3-8 take the PARCC assessment each year. High school students take the SAT in Math and English Language Arts.

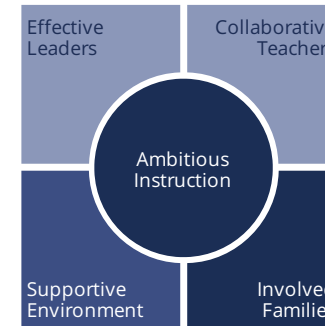
### Success by Student Group

This display shows PARCC performance levels for each student group. No data is shown for groups with fewer than 10 students.

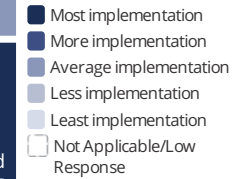
### Student Characteristics

White	53%	Low Income	-
Black	-	English Learners	3%
Hispanic	3%	With Disabilities	13%
Asian	43%	Homeless	-
American Indian	-		
Two or More Races	-		
Pacific Islander	-		

### School Environment



The **5Essentials Survey** allows students in grades 6-12 and all teachers to share their perspectives on essential conditions for learning. The anonymous survey consists of 5 components.



#### Response Rates

Students	91%
Teachers	100%

#### Average Effective Leaders

Do principals and teachers implement a shared vision for success?

#### Average Collaborative Teachers

Do teachers collaborate to promote professional growth?

#### Most Ambitious Instruction

Are the classes challenging and engaging?

#### More Supportive Environment

Is the school safe, demanding, and supportive?

#### Most Involved Families

Does the entire staff build strong external relationships?

### Student Attendance and Mobility

#### Attendance Rate

Rate at which students are present at school, not including excused or unexcused absences

#### Chronic Truancy Rate

Percentage of students who have been absent without valid reasons for 5% or more of regular school days

#### Student Mobility

Percentage of students who transfer in or out of the school during the school year, not including graduates



# Daniel Wright Jr High School

## School Highlights

### Academic Courses

7th Grade Algebra, 8th Grade Algebra, Band, Bilingual Support, Choir, Enrichment Learning Model, General Art, General Music, Home Economics/Family and Consumer Science, Orchestra, Peer Mentors, Spanish Conversation and Culture, Spanish I, Summer School, Theater, Title 1 Programs

### Physical Education, Health and Wellness

Health, Health Education Courses, Nutrition, Physical Education

### Other Programs and Activities

8-9th Grade Transition Workshops, After School Care, Chess Club, Conflict Resolution, Debate Team, Family Nights, Homework Club, Language Clubs, Mastor's, Math Club, Mentoring Program, National Junior Honor Society, Newspaper, Parent Associations, Reading Clubs, Scholastic Bowl, Science Olympiad, Student Council/Government, Tutoring Program, Yearbook Club

### School Awards

Academic Excellence Award/Illinois Honor Roll School, Blue Ribbon Award Winning School, Blue Ribbon Health and P.E. Award Winning School, Bright Red Apple Award Winner for Educational Excellence, National Board Certification of Teachers, National Geographic Bee 2nd Place Winner, Patriot Middle School Conference Champions, School Search Bright A+ Award, Science Bowl National Winner, Science Olympiad 2nd Place Nationals

### Career Development Courses and Programs

### Athletics

Boy's Basketball, Boy's Cross Country, Boy's Soccer, Boy's Track & Field, Boy's Volleyball, Boy's Wrestling, Girl's Basketball, Girl's Competitive Cheerleading, Girl's Competitive Dance, Girl's Cross Country, Girl's Soccer, Girl's Track & Field, Girl's Volleyball

### School Personnel Resources

English as a Second Language Teacher, Librarian/Media Specialist, Paraprofessional, Reading Specialist, School Nurse, School Psychologist, School Social Worker, Special Education Teacher, Speech Language Pathologist-non teaching, Technology Specialist

### Facilities

## District Finance

**Instructional Spending per Pupil** includes only the activities directly dealing with the teaching of students or the interaction between teachers and students.

	2015	2016	2017
District	\$9,129	\$9,411	<b>\$9,094</b>
State	\$7,712	\$7,853	<b>\$8,024</b>

**Operational Spending per Pupil** includes all costs for overall operations in this school's district, including Instructional Spending, but excluding summer school, adult education, capital expenditures, and long-term debt payments.

	2015	2016	2017
District	\$16,382	\$16,671	<b>\$16,340</b>
State	\$12,821	\$12,973	<b>\$13,337</b>

## Educator Measures

This school has had **2 principal(s)** over the past 6 years. In the last three years, an average of **86% of teachers** return to this school each year.

## FOR MORE INFORMATION

Visit [IllinoisReportCard.com](http://IllinoisReportCard.com) to see additional details about each item of information for this school. There you will find charts spanning multiple years, detailed explanations, resources, more of the school's programs and activities, and powerful tools that let you dig deeper into data.

Most of this data has been collected by ISBE from school districts through data systems. Some information, such as the School Highlights, is entered directly by principals and can be updated throughout the year.